

# Cantilever racks

Shelving systems for storing long goods





# CC CANTILEVER RACK

The CC cantilever rack is used to store light- and medium-weight goods indoors, including logs, piping and metal elements. It comes in two versions, one for single-sided use (CC3) and one for double-sided use (CC4). The maximum load is 2,000 kg per stand, i.e., 4,000 kg for double-sided shelves. Given the different sizes and cantilevers as well as accessories such as grating, shelving systems can be created to meet your specific requirements and which are also suitable for stacker operation and, naturally, comply with the statutory regulations. For special detailed solutions, Brass offers further safety and assembly accessories for your shelving.





The robust stands made from 3-/4-mm thick steel plate feature a 100 mm hole pattern and a premium powder coating





The strong, slightly angled cantilevers are fixed in place without the need for tools using bolts and secured with a splint

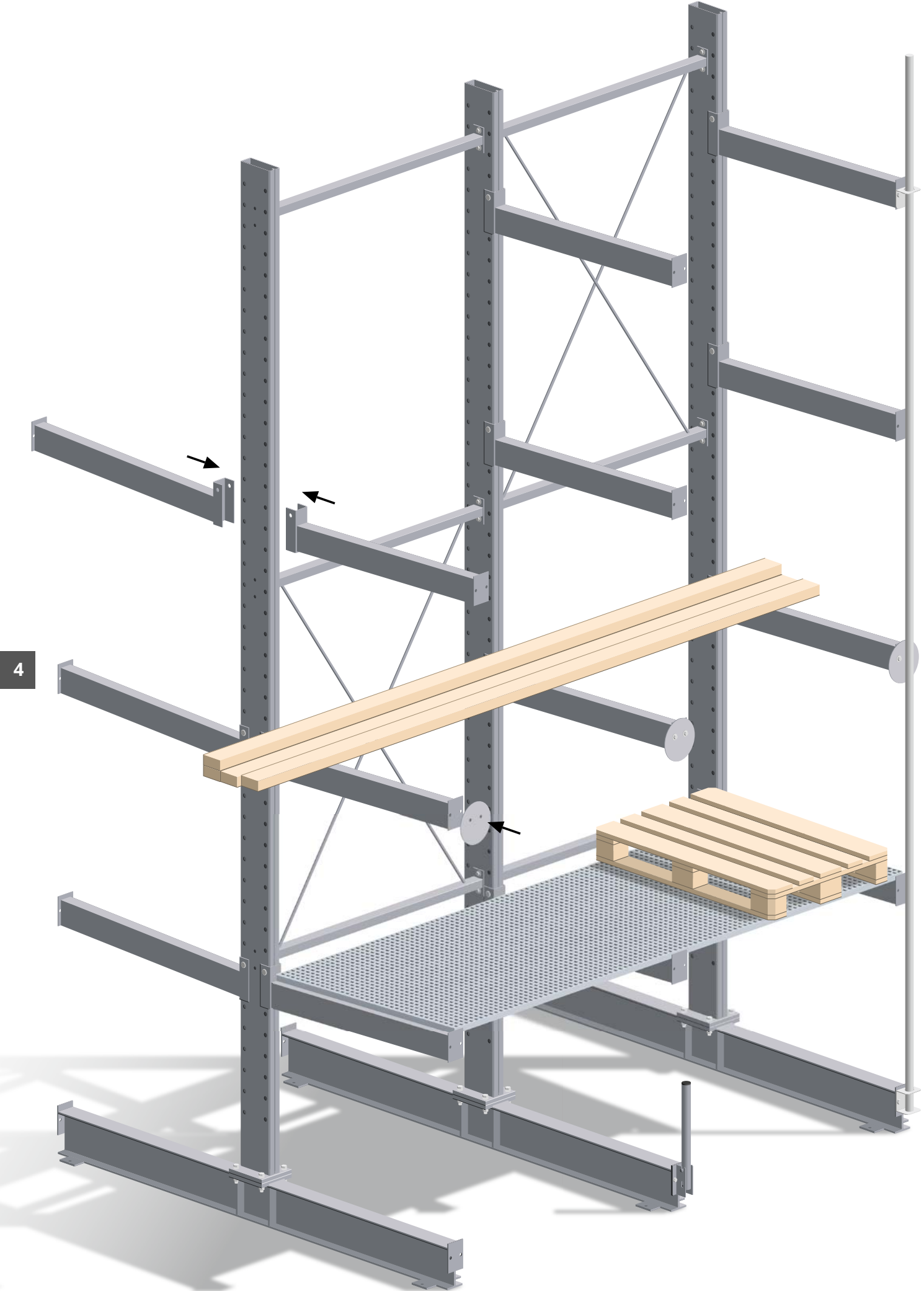


Cross bracing in each shelf bay ensures lateral stability

To secure the shelving, the feet are screwed into the floor. In the one-sided shelves, they are welded to the stand and with the double-sided version they are screwed in place on site.



# BASIC ELEMENTS





## Stands

- CC3, one-sided design: Stand made of 3 mm steel plate, welded feet
- CC4, double-sided design: 4 mm steel plate, feet are screwed in place on site

The feet are always anchored to the ground.

### CC3/CC4 standard sizes

Height	Cantilever length			Bay width
2000 mm	800	950	1200	1500
4000 mm	800	950	1200	1500
5000 mm	800	950	1200	1500

Individual dimensions on request

### Loads

The maximum stand load per shelf side is 1,500 kg on the cantilevers + 500 kg on the foot.

### Colours

The frame stands are completed with a high-quality finish in our powder coating line. All RAL colours are possible.

Standard colours:



Other colours upon request

## Cross bracing

The stands are screwed together using prefabricated cross bracing elements and additional corner connectors. The standard spacing is 1,500 mm (individual widths on request).

## Cantilevers


The cantilevers can be positioned at 100 mm intervals in the hole pattern on the stands. They are secured using round bolts and R-clips.

The standard length of the cantilevers is 1,200 mm. Lengths of 800 mm and 950 mm are also available (individual lengths on request).

### Loads

The maximum permitted load per cantilever is 500 kg. If all 4 cantilevers are fully configured, the upper load limit is 375 kg per cantilever.

## Accessories



Fireproof galvanised grids with fastening



Reinforcement to support the grids



Stopper (50 cm), can be simply folded out



Stopper bar to protect goods from rolling out



Holders to mount crossbars



Rubber head protection for cantilevers at head height



Load stickers as per the statutory requirements



Floor anchor M12, length 160 mm

# SF3 CANTILEVER RACK

The SF3 shelving system is our special solution for storing long, heavy goods. It is available in versions for indoor and outdoor use. The **indoor version** is 5 m high and powder coated; the robust design with extra-strong feet allows to load it with up to 3,000 kg per stand side, which means up to 6,000 kg per stand for double-sided shelves. The stable cantilevers are secured using double wedges; optional stoppers or anti-tilt U-bolts protect stored goods from falling out.

As a professional system it goes without saying that the SF3 shelving is suitable for use with stacker trucks and that it also satisfies the legal requirements. In addition, Brass offers a truly comprehensive service; from planning and assembly through to annual shelving inspections.





The SF3 shelving stands are made of high-quality 3 mm steel plate. The cantilevers can be positioned as required in the slotted profile with 76 mm grid.




The plug-in assembly with double wedges enables the positions of the cantilevers to be changed easily at a later date

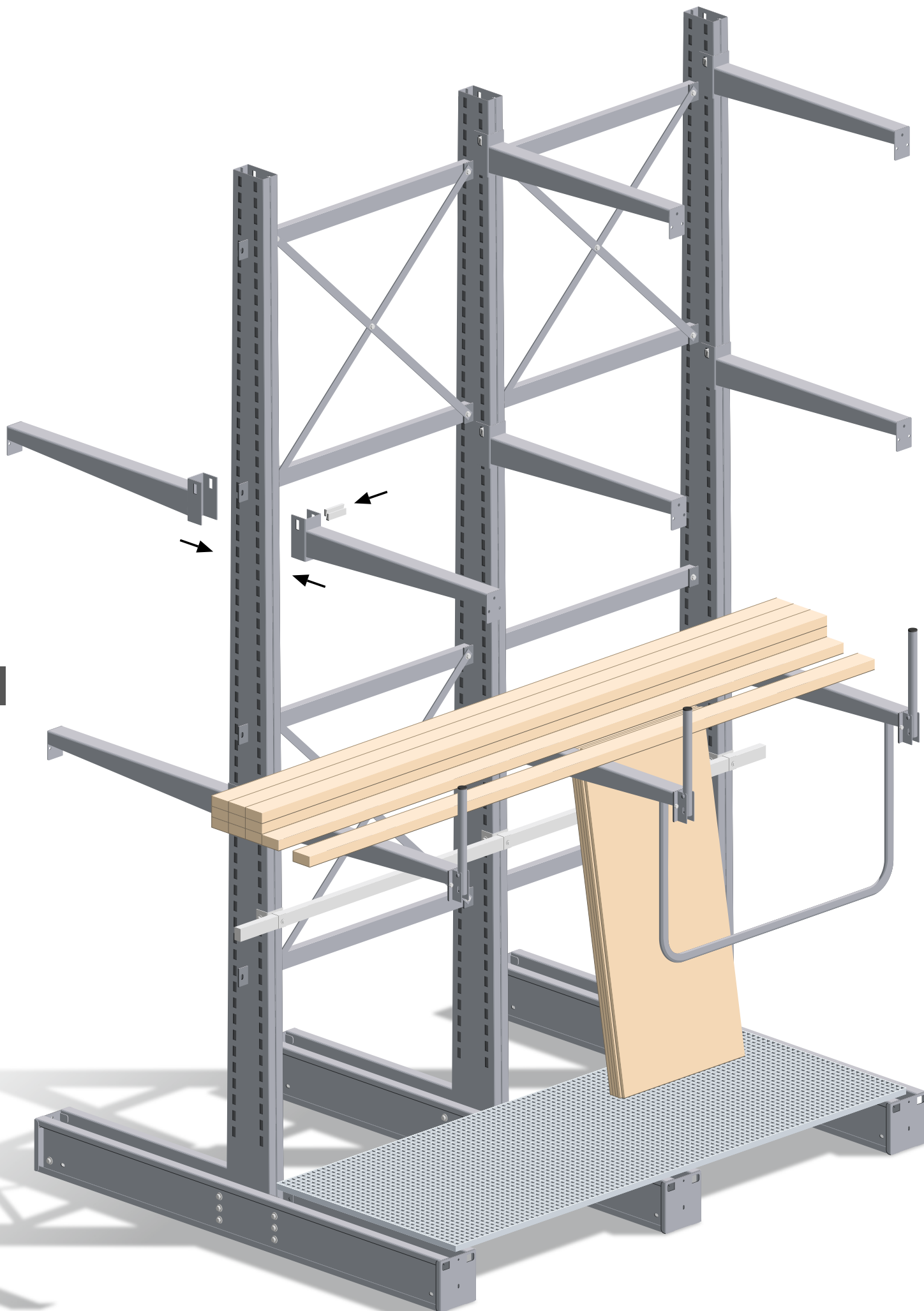


Diagonal bracing ensures lateral stability

Strong feet give the SF3 shelving its exceptional stability. They are anchored into the floor.



# BASIC ELEMENTS





## Stands

The SF3 shelving is available as a single- and double-sided version. The feet are supplied separately and assembled to the stands on site; they are always anchored to the floor.

### Standard sizes

Height	Cantilever length		Bay width
5000 mm	1200	1500	1500

Individual dimensions on request

The feet are designed for the standard dimension of 1,200 mm and can be extended if necessary.

### Loads

The maximum permissible stand load is 3,000 kg per shelving side.

### Colours

The frame stands are completed with a high-quality finish in our powder coating line. All RAL colours are possible. Standard colours:

	Window grey
	Orange

Other colours upon request

## Cross bracing

The stands are screwed together using prefabricated cross bracing elements and additional corner connectors. The standard spacing is 1,500 mm (individual widths on request).

## Cantilevers


The cantilevers can be positioned at 76 mm intervals in the hole pattern on the stands. They are secured using double wedges.

The cantilevers come in the standard lengths of 1,200 mm and 1,500 mm (individual lengths on request).

### Loads

The maximum permitted load per cantilever is 600 kg.

## Accessories



Fireproof galvanised grids with fastening



Stopper (50 cm), can be simply folded out



Stopper bar to protect goods from rolling out



Anti-tilt U-bolts, e.g., for vertical plates



Holders to mount crossbars



Rubber head protection for cantilevers at head height



Load stickers as per the statutory requirements



Floor anchor M12, length 160 mm

# APPLICATION EXAMPLES



CC4 shelving for storage and the presentation of kitchen counters

Accessory: Brackets for price signs



Joinery shelving with front roller track



Shelving with anti-tilt U-bolts (top) and guide rail for a mobile ladder (bottom level)

Low CC4 shelving with shortened cantilevers and special paint finish







SF3 shelving application examples



Brass also offers: Customised small shelving with permanently welded cantilevers, stationary and mobile



# BRASS SERVICE

## > Consultation and planning

Let us offer you non-binding advice. Our team would be delighted to develop a proposal and create detailed planning for your shelving system.

## > Sales and assembly

Brass delivers your customised shelving system and also offers a convenient assembly service via its trained contract partners.

## > Training

Do you want to set up and convert the shelving yourself? We can provide you with the necessary know-how – either as a written guide or via face-to-face training.

## > Maintenance

Annual shelving maintenance as prescribed by law guarantees safety during ongoing operation.

## > Repairs and recycling

Have faulty shelving parts replaced, or repaired and given a new surface coating.